



## ACOUSTIC & ELECTRO-ACOUSTIC CONSULTANTS

Rayleigh House  
21 Queen Anne's Place, Bush Hill Park  
North London EN1 2QB  
Tel: 020 8360 5988 Fax: 020 8360 2640  
E-mail: [amsac@btinternet.com](mailto:amsac@btinternet.com)  
Web-site: [www.amsacoustics.co.uk](http://www.amsacoustics.co.uk)

Partners:  
P. W. Barnett MICA, MASA, F.Inst. SCE, MAES  
J. L. Goddard (administration)  
Associates:  
H.M. Goddard AMIOA, M.Inst. SCE, MAES  
P.N. Huffer B.Sc., AMIOA

# Loudspeaker Test Report

Manufacturer: Penton (UK) Ltd

Type: Ceiling

Model: RCS 8/T

For: Penton (UK) Ltd

Report No.: 1191/LS/RCS 8T

Prepared By: A. N. Stacey B.Sc., AMIOA

© AMS Acoustics, London

**Electro-Acoustics:**  
Sound System Design  
Conference Systems  
Reverberation Enhancement  
Emergency Evacuation System Design

**Environmental Acoustics:**  
Noise Nuisance  
Traffic Survey  
HSE – Hearing Risk  
Expert Witness

**Speech Intelligibility:**  
Prediction Models  
RASTI Measurements  
Word Score Measurements

**Architectural & Building Services:**  
Acoustics:  
Building Services Noise  
Room Acoustics  
Reverberation Control  
Noise Control

Offices in: Hong Kong and USA

VAT No 645 5591 14

## 1. Object

- 1.1. The object of this Report is to present measurements of the acoustic performance of the RCS 8/T device.

## 2. Scope

- 2.1. The following characteristics were measured

- On-axis frequency response
- Polar response
- Impedance
- Applied voltage
- On-axis 3<sup>rd</sup> octave band sound pressure level

from which the following are calculated

- a) Directivity Index (dB), tabulated and graphical
- b) Directivity factor, Q
- c) Effective octave band impedance
- d) Octave band Sensitivity (dB @ 1m, 1W/oct)
- e) Overall Sensitivity:
  - dBA @ 1m, 1W
  - dBlin @ 1m, 1W
  - 250Hz-4kHz @ 1m, 1W
  - Speech shape @ 1m, 1W
- f) Acoustic Power (dB-PWL @ 1W), tabulated and graphical
- g) Octave band Power Apportionment (%)
- h) Impedance bode plot
- i) Expected maximum Sound pressure level (dB @ 1m)
- j) Frequency response chart
- k) Polar response charts

### **3. Method**

- 3.1. The device was mounted in Free Space as shown in figure 1 – Mounting method A.
- 3.2. The measurements were made in an anechoic chamber.
- 3.3. Measurements were made as detailed in AMS Test Method document No. IR/1a/LS/Meth.
- 3.4. All measurements were made in general accordance with BS 6840: Part 5: 1995.

### **4. Results**

- 4.1. The On-axis 3<sup>rd</sup> octave frequency response of the device is shown graphically in the appendix.
- 4.2. The Impedance bode plot of the device is shown graphically in the appendix.
- 4.3. Polar plots of the device are shown graphically in the appendix.
- 4.4. Tabulated values of Directivity index, Directivity factor, Sensitivity, Acoustic Power, Power Apportionment, Impedance and Maximum SPL are shown in the Summary data sheet given in the appendix.
- 4.5. The Directivity Index has been calculated using Gerzon' equal angle, weighted area method.

### **5. Notes**

- 5.1. Sensitivity  
The octave band sensitivity is produced in its useful form for calculations. It should be noted that the octave band sensitivity is given as dB @ 1m, 1W/Oct. To determine the output when only the overall power is known, then only the overall dBA or dBlin values should be used. For more detailed information refer to AMS Acoustics Data Sheet 'Loudspeaker Sensitivity – Interpretation of Results'.
- 5.2. Polar Plots  
For convenience each polar plot has been normalized to 0dB. For this reason caution is advised when comparison of levels between octave bands is made. The reference axis frequency response should be used for comparison purposes.

## **6. Engineers Notes**

Reference plane:- Parallel to driver and at grille.

Reference point:- Concentric to driver and at grille.

## Loudspeaker Information

Manufacturer : Penton (UK) Ltd  
Model Code : RCS 8/T  
Type : Ceiling  
Colour : White  
Serial No. : None  
Batch No. : None  
Other Markings : None  
Backbox : None  
Grille : As Supplied  
Weight (grammes) : 1450  
Depth (mm) : 71 mm  
Width (mm) : 280 mm  
Height (mm) : 280 mm  
Special Features : -

### Internal Details

Driver Types/Sizes : 1 x 203mm driver  
Driver Serial No.(s) : None  
Driver Markings : Penton label  
Damping Material : None  
Available Tappings : 10W, 5W, 2.5W, 1.25W (100V)

### Electrical Details

Resonant Frequency(s) : See Impedance Plot  
Cross-Over Frequency(s) : N/A  
Nominal Impedance (ohms): 8  
Inductance : NM  
Capacitance : NM

NM = Not Measured, NA = Not Applicable

Originator:

Countersigned:

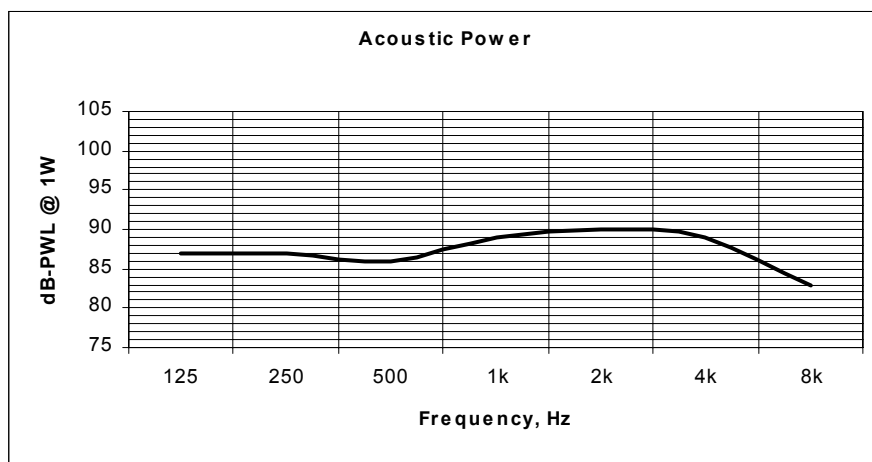
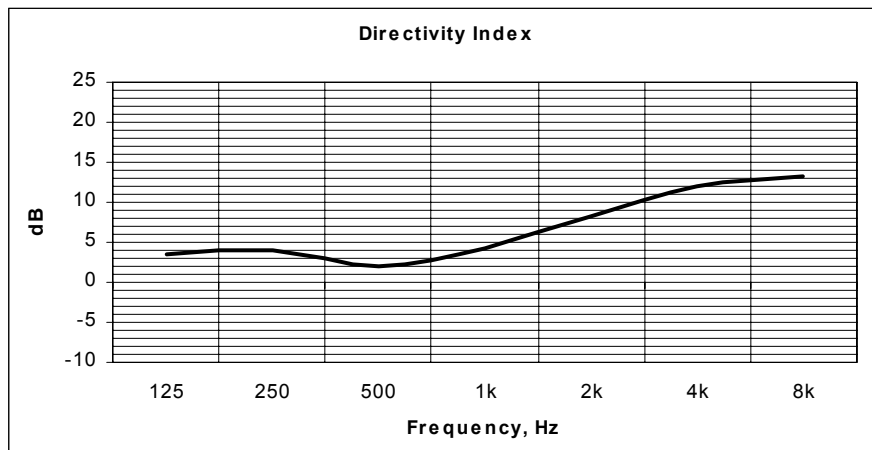


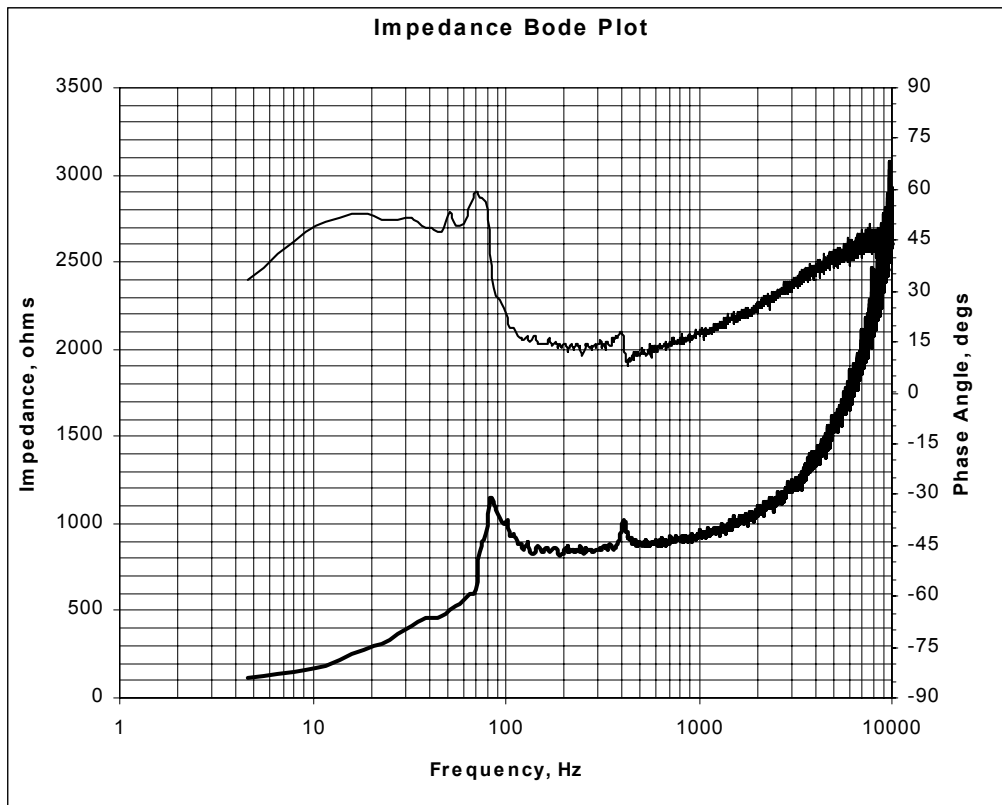
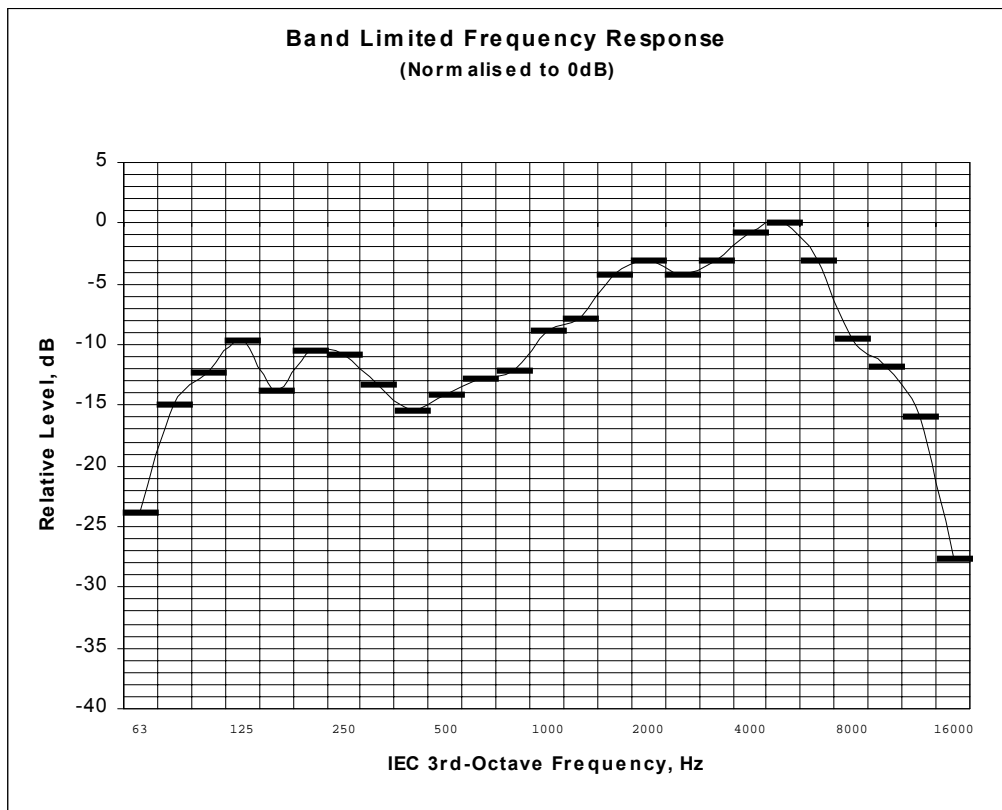
Manufacturer : Penton (UK) Ltd  
 Model Code : RCS 8/T  
 Mounting : Half Space, Free Field  
 Transformer Tapping : 10W

Reference Axis Located at : 0 degrees

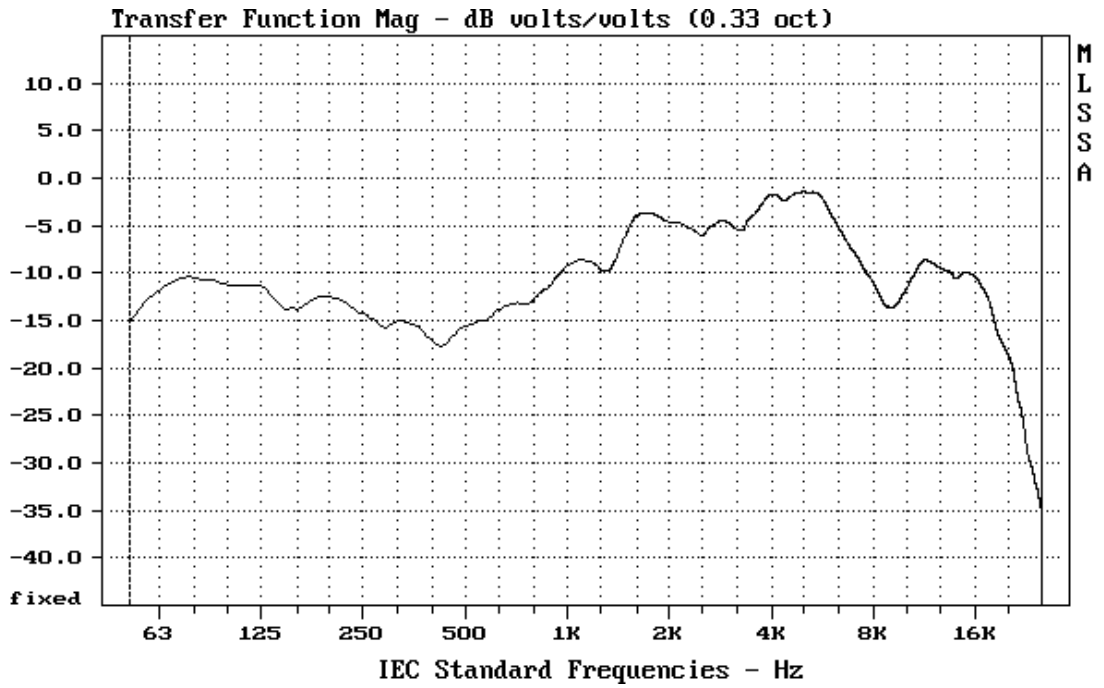
Parameter	Frequency (Hz)								dB	dBA
	125	250	500	1k	2k	4k	8k			
Axial Q	2.3	2.6	1.6	2.7	6.7	16.3	21.0			
Directivity Index (dB on Axis)	3.6	4.1	2.0	4.3	8.3	12.1	13.2			
Sensitivity (dB @ 1m, 1W/Oct)	88	88	86	90	96	99	96	94	94	
Sensitivity(dB @ 1m, 1W)250Hz-4kHz									94	95
Sensitivity(dB @ 1m, 1W)Speech Shape									88	86
Acoustic Power (dB-PWL @ 1W)	87	87	86	89	90	89	83			
Apportioned Power (%)	16	17	15	15	14	13	8			
Effective Impedance (Ohms)	844	823	874	890	960	1111	1525			
Expected maximum SPL (dB @ 1m)	90	90	87	92	97	100	95	104	104	

Test Signal: Pink Noise(100Hz-10kHz)



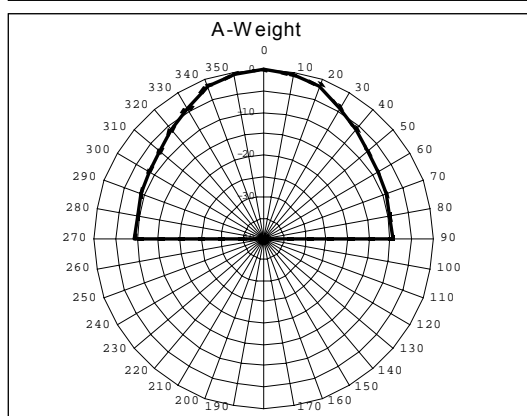
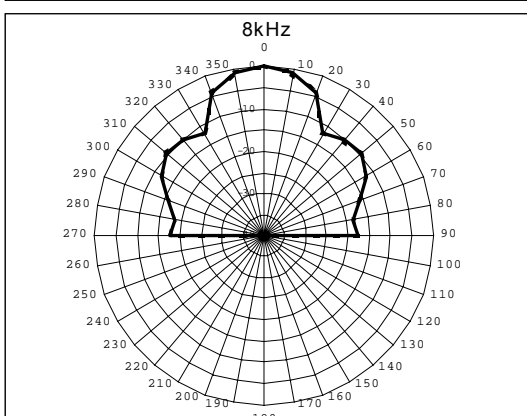
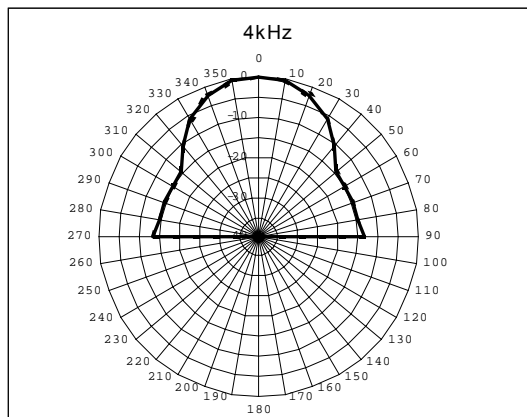
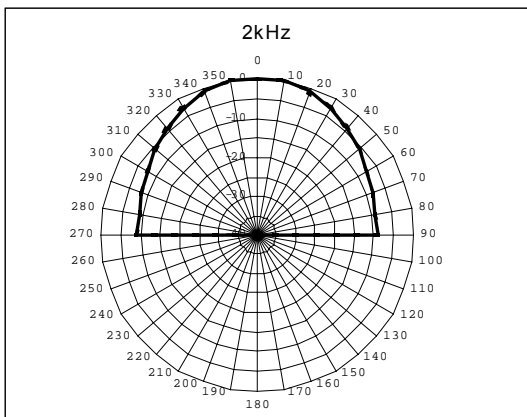
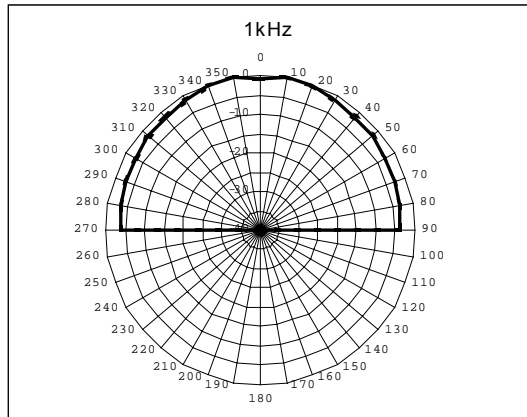
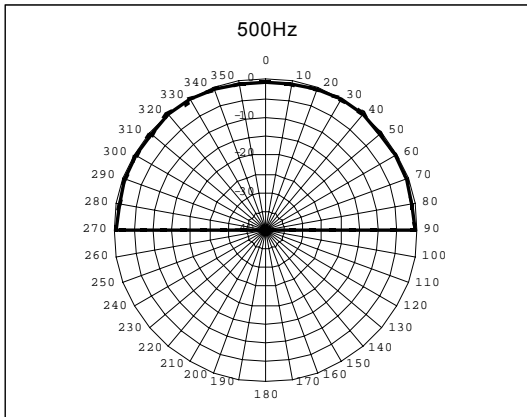
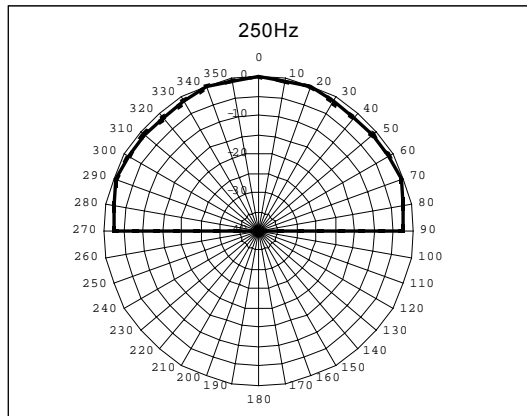
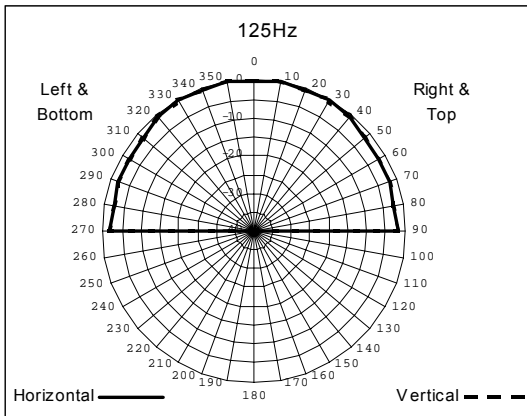


### Wide Band Frequency Range (Valid from 60Hz to 20kHz)

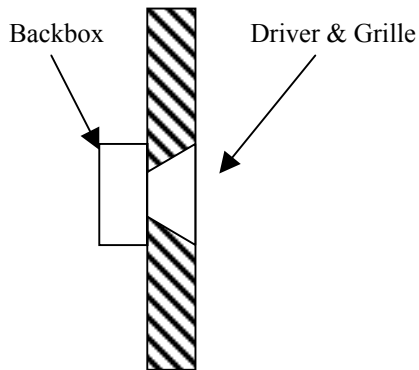


Note: The wide band frequency response is derived using MLS methods and does not relate to the sensitivity values given in the summary table.

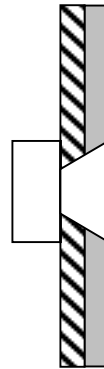




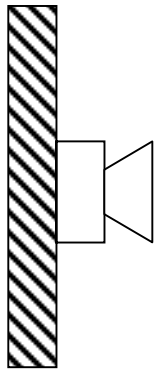
## Loudspeaker Mounting Methods



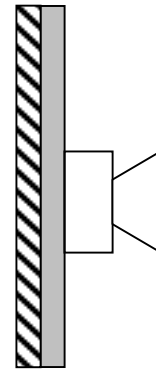
**Mounting Method A**  
Loudspeaker Mounted  
in a Reflective Baffle



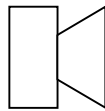
**Mounting Method B**  
Loudspeaker Mounted  
in an Absorbent Baffle



**Mounting Method C**  
Loudspeaker Mounted  
on a Reflective Baffle



**Mounting Method B**  
Loudspeaker Mounted  
on an Absorbent Baffle



**Mounting Method E**  
Loudspeaker not Attached to any  
Surface and Radiation Unaffected by  
nearby Reflecting Surfaces