

ROUND CO-AXIAL METAL CEILING Loudspeakers



- **RCS8/TCOAX**
- **RCS8/FTSCOAX**

TECHNICAL SPECIFICATIONS

Rated power, Watts	20
Tappings 100 volt line, Watts	20/10/5/2.5
Transformer Impedance, Ohms, 100V	0.5k/1k/2k/4k
Tappings 70.7 volt line, Watts	10/5/2.5/1.25
Driver impedance, Ohms	8
Effective frequency range, Hz (BSEN60268-5)	RCS8/TCOAX: 60-20KHz RCS8/FTSCOAX: 100-20KHz
S.P.L. @ 1m, 1 watt, dB, Test Signal Bandwidth 100Hz-10 kHz	RCS8/TCOAX: 91 RCS8/FTSCOAX: 94
S.P.L. @ Full power Octave Bandwidth, dB	RCS8/TCOAX: 104 RCS8/FTSCOAX: 107
Acoustic Power (dB-PWL@1 watt) 1 k/2kHz, dB	RCS8/TCOAX: 87/89 RCS8/FTSCOAX: 88/89
Dispersion at 1k/2k Hz, Degrees	RCS8/TCOAX: 180/100 RCS8/FTSCOAX: 180/80
Directivity Axial Q factor, 1k/2k Hz	RCS8/TCOAX: 3.0 /6.5 RCS8/FTSCOAX: 5.5/8.6
IP Rating	21
Max/Min Ambient Temp	70°/-25°
Dimensions, diameter, mm	Ø280
Net weight, Kgs	RCS8/TCOAX: 1.85 RCS8/FTSCOAX: 2.93
Colour/Finish	White RAL9016
Material	Steel
Mounting	Torsion springs
Cut-out, mm	RCS8/TCOAX: Ø238 RCS8/FTSCOAX: Ø246

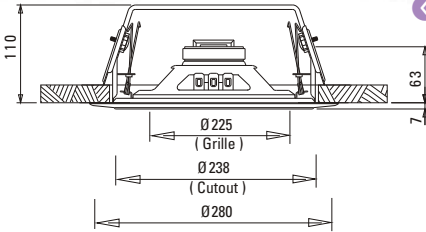
- RCS8/FTSCOAX is BS5839 Part 8 voice alarm compliant but not EN54-24 Certified
- RCS8/TCOAX IP Rating taken from the front of the speaker when installed horizontally in a ceiling
- Recommended for internal use only

Manufacturer reserves the right to alter specifications without notice

July 2019

RCS8/TCOAX RCS8/FTSCOAX

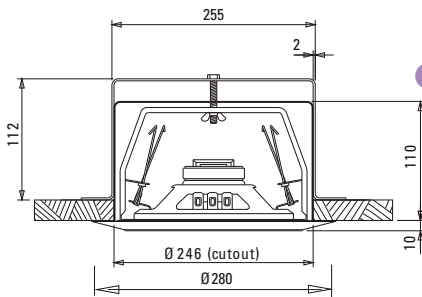
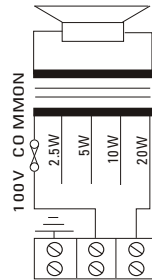
ROUND METAL CEILING LOUDSPEAKERS



◀ **RCS8/TCOAX**
side view
unit: mm

▶ circuit diagram

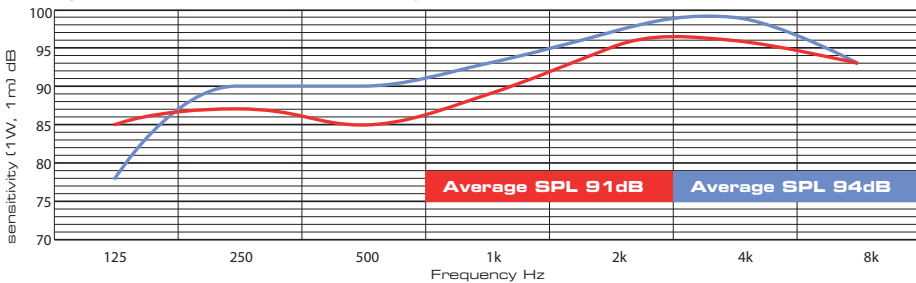
RCS8/FTSCOAX



◀ **RCS8/FTSCOAX**
side view
unit: mm



speech octave band sensitivity



Effective Frequency Range

▶ **RCS8/TCOAX** 60Hz - 20KHz

▶ **RCS8/FTSCOAX** 100Hz - 20KHz



Penton UK Ltd

Unit 2 Teville Industrials | Dominion Way | Worthing | West Sussex | BN14 8NW

T: +44 (0)1903 215315 | F: +44(0)1903 215415 | E: SALES@PENTONUK.CO.UK

www.pentonuk.co.uk