


104 Fox Lane, London N13 4AX

 +44 (0)20 8886 4060

 +44 (0)20 8886 4442

 info@amsacoustics.com

www.amsacoustics.com



## Loudspeaker Test Report

Manufacturer: Penton

Type: Projector

Model: CELL10TENC

For: Internal

Report No.: R2004-LS-CELL10TENC

Prepared By: A. N. Stacey, B.Sc., MIOA(E), MInstSCE

January 2014

© AMS Acoustics, London

## 1.00 Object

- 1.01 The object of this Report is to present measurements of the acoustic performance of the CELL10TENC device.

## 2.00 Scope

- 2.01 The following characteristics were measured

- On-axis (reference axis) frequency response
- Polar response
- Small signal impedance
- Applied voltage
- On-axis 3<sup>rd</sup> octave band sound pressure level

from which the following are calculated:

- (i) Directivity Index [dB], tabulated and graphical
- (ii) Effective octave and wide band (100Hz to 10kHz) impedance
- (iii) Sensitivity [dB @ 1m,1W]:  
Pink noise  
Speech shape (\*IEC Male)  
(\*BS EN 60268-16:2011)
- (iv) Octave band Sensitivity [dB @ 1m,1W/oct]
- (v) Acoustic Power [dB-PWL @ 1W], tabulated and graphical
- (vi) Octave band Power Apportionment [%]
- (vii) Expected maximum Sound pressure level [dB @ 1m]  
(If extrapolated from a low noise voltage level then power compression is not being considered)
- (viii) Frequency response chart
- (ix) Impedance bode plot
- (x) Polar response charts

### 3.00 Method

- 3.01 The device was mounted in Free Space as shown in figure 1 - Mounting Method E.
- 3.02 The measurements were made in an anechoic chamber.
- 3.03 Measurements were made as detailed in the AMS Loudspeaker Test Method document.
- 3.04 All measurements were made in general accordance with BS EN 60268: Part 5: 2003.
- 3.05 The test signal for all sound pressure level measurements was band limited Pink noise (100Hz to 10kHz) with a 6dB Crest factor.

### 4.00 Results

- 4.01 The band limited On-axis 3<sup>rd</sup> octave (100Hz-10kHz) frequency response, Impedance bode plot and Polar plots of the device are shown graphically.
- 4.02 Tabulated values of Directivity index, Sensitivity, Acoustic Power, Apportioned Power, Impedance and Expected Maximum SPL are shown in the Summary data sheet.
- 4.03 The Directivity Index has been calculated from 412 data points around the directivity balloon.

### 5.00 Notes

#### 5.01 Sensitivity

The octave band sensitivity is produced for calculations. It should be noted that the octave band sensitivity is given as dB @ 1m with 1W in each octave band and wide band. For more detailed information, refer to AMS Acoustics Data Sheet 'Loudspeaker Sensitivity – Interpretation of Results'. Note that the octave band and wide band sensitivity levels are with reference to the 'Rated' impedance value.

#### 5.02 Polar Plots

For convenience, each polar plot has been normalized to 0dB. For this reason, caution is advised when comparison of levels between octave bands are made. The reference axis frequency response should be used for comparison purposes.

## 6.00 Engineers Notes & Observations

The reference point is located at the geometric centre of the loudspeaker enclosure.

The reference axis was made normal to the loudspeaker grille and includes the reference point.

The impedance does not fall below 80% of the rated impedance within the frequency range 89Hz to 11.2kHz.

### Loudspeaker Information

Manufacturer : Penton  
Model Code : CELL10TENC  
Type : Projector  
Colour : White  
Serial No. : None  
Batch No. : NA  
Other Markings : EN54-24 label  
Backbox : As supplied  
Grille : As supplied  
Weight (grams) : 2580  
Depth (mm) : 191  
Width (mm) : 140  
Height (mm) : 140  
Special Features : EN54-24 Compliant (0359-CPR-00287)

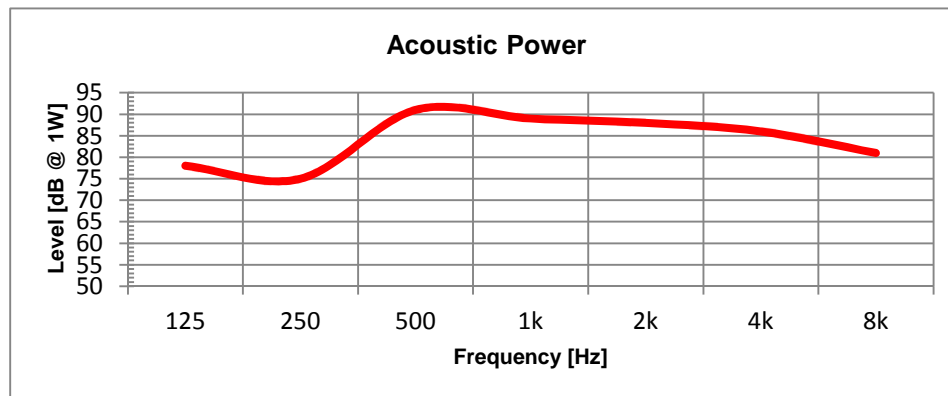
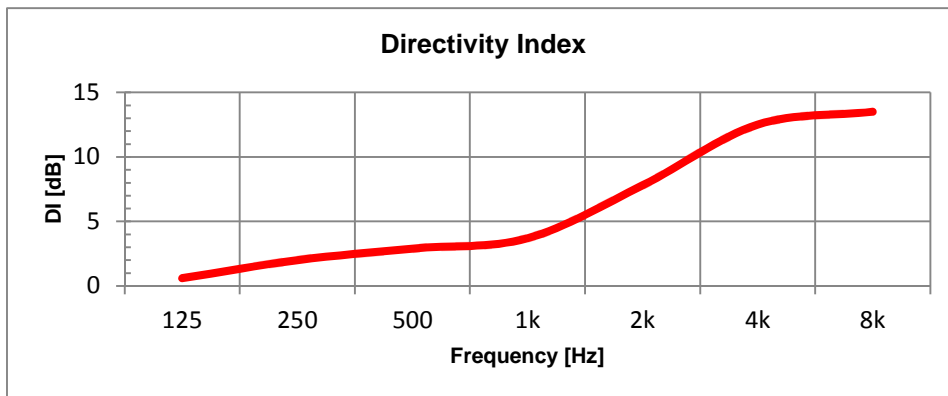
#### Internal Details

Driver Types/Sizes : NM  
Driver Serial No.(s) : NM  
Driver Markings : NM  
Damping Material : NM  
Available Tappings : 10W, 5W, 2.5W, 1.25W (100V)

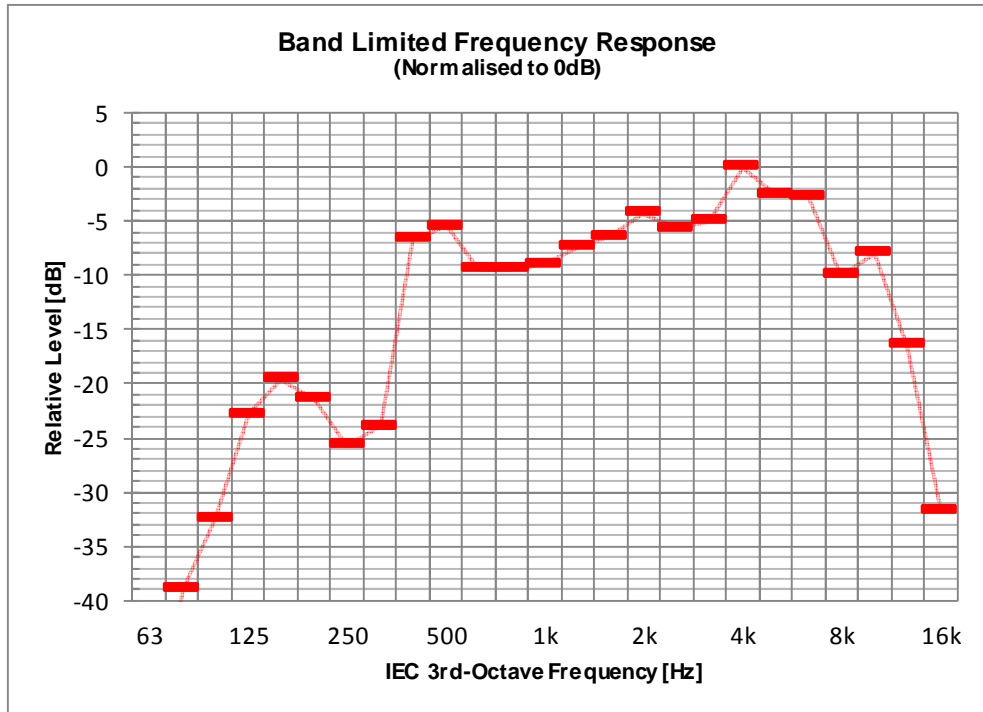
*NM = Not Measured, NA = Not Applicable*

Manufacturer : Penton  
 Model Code : CELL10TENC  
 Mounting : Turntable  
 Measurement Distance [m] : 2.37  
 Test Voltage [V] : 47.80  
 Rated Noise Voltage [V] : 100.00  
 Rated Noise Power [W] : 10.00  
 Rated Impedance [Ohms] : 1000.0  
 Minimum Impedance [Ohms] : 934 (93% of Rated)  
 Effective Impedance (Pink noise) [Ohms] : 1194.7 (PF=0.979)  
 Effective Impedance (IEC Male) [Ohms] : 1052.5 (PF=0.984)  
 Reference Axis Located at : 0 degrees

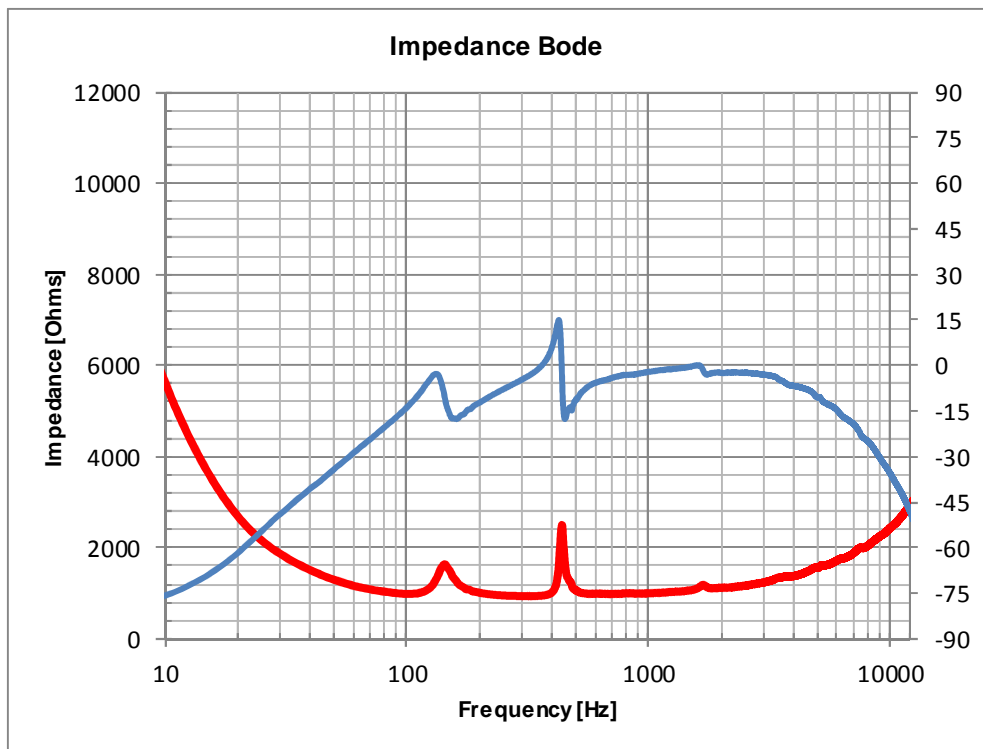
Parameter	Frequency [Hz]							dB	dBA
	125	250	500	1k	2k	4k	8k		
Directivity Index [dB on-axis]	0.6	2.0	2.9	3.7	7.8	12.5	13.5		
Sensitivity [dB @ 1m,1W]	67	66	83	81	84	88	84	92	92
Sensitivity, IEC Male [dB @ 1m,1W]	72	71	84	76	73	70	60	85	83
Acoustic Power [dB-PWL @ 1W]	78	75	91	89	88	86	81		
Apportioned Power [%]	12	16	14	16	16	12	8		
Effective Impedance [Ohms]	1133	973	1078	1007	1129	1398	2026		
Oct' Sensitivity [dB @ 1m,1W/Oct]	77	76	92	91	94	97	93		
Expected Maximum SPL [dB @ 1m]	77	76	93	91	94	98	94	102	102



# CELL10TENC



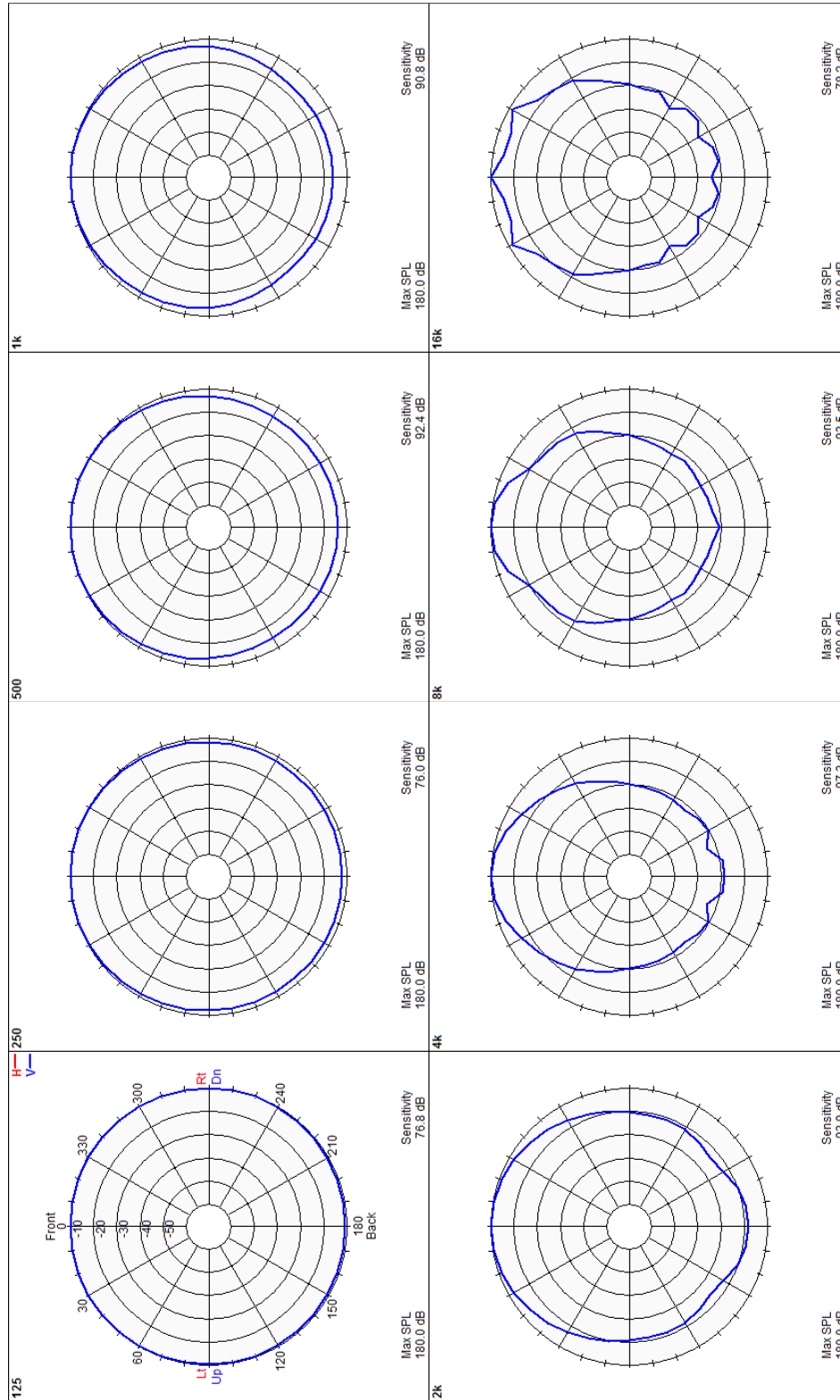
Test signal: Pink noise-6dBCF (100Hz-10kHz)



@ 10W

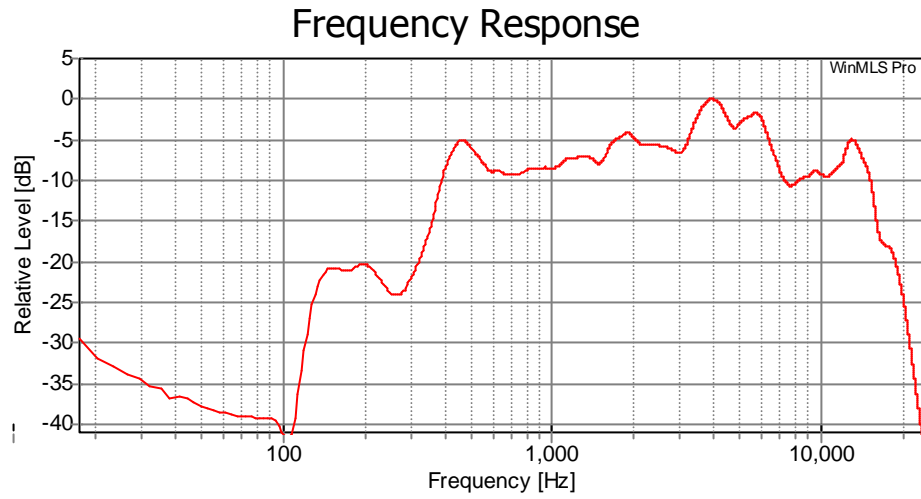
Test signal : Swept sine wave

# CELL10TENC






CELL10TENC



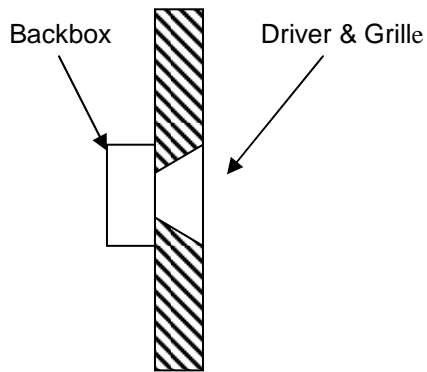
*Note:* The frequency response is derived using a Swept sine method.



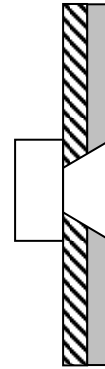
Signed: 

Countersigned: 

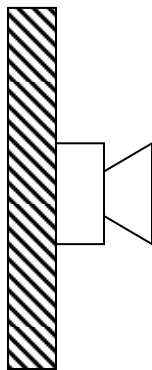
## Loudspeaker Mounting Methods



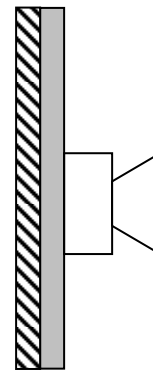
**Mounting Method A**  
Loudspeaker Mounted  
in a Reflective Baffle



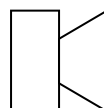
**Mounting Method B**  
Loudspeaker Mounted  
in an Absorbent Baffle



**Mounting Method C**  
Loudspeaker Mounted  
on a Reflective Baffle



**Mounting Method B**  
Loudspeaker Mounted  
on an Absorbent Baffle



**Mounting Method E**  
Loudspeaker not Attached to any  
Surface and Radiation Unaffected  
by nearby Reflecting Surfaces