

MOULDED SOUND PROJECTORS

➤ CAD20T/EN ➤ CAD20T/ENC

EN54-24



TECHNICAL SPECIFICATIONS

EN54-24:2008

Certificate No: 0359-CPD-0164 TYPE B

ELECTRICAL

Rated power, Watts	20
Tappings 100 volt line, Watts	20/10/5/2.5
Transformer Impedance, Ohms 100V	500/1k/2k/4k
Tappings 70.7 volt line, Watts	10/5/2.5/1.25
Driver impedance, Ohms	8
Effective Frequency Range, Hz (BSEN60268-5)	110 - 18k
S.P.L. @ 4m, 1watt, dB, 1/3 Octave, 1KHz	65
S.P.L. @ 1m, 1watt, dB, Test Signal Bandwidth 100Hz-10kHz	91
S.P.L. @ 4m, Full power, dB, 1/3 Octave 1KHz	77
S.P.L. @ 1m, Full power, Test Signal Bandwidth 100Hz-10kHz	104
Dispersion at 1k/2k Hz, Degrees	180/120

ENVIRONMENTAL

IP Rating	66
Max/Min Ambient Temp	70°/-25°C
Relative Humidity	≤95%

MECHANICAL

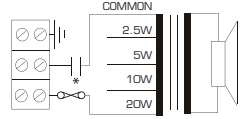
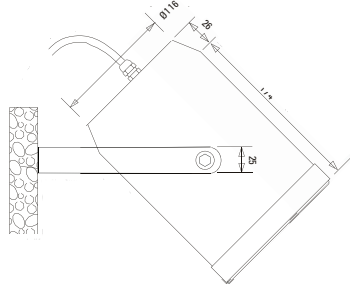
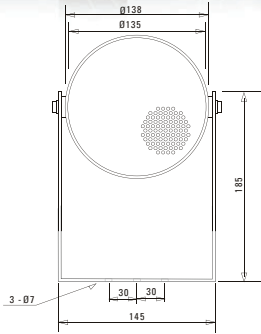
Dimensions, WxHxD mm	138 x 204
Net Weight, Kgs	1.6
Colour (Unless Specified)	RAL9016
Material	Low smoke zero Halogen UL-94V0 Plastic with UV inhibitors. Aluminium grill
Mounting	Stainless Steel U bracket

- CAD20T/ENC is supplied with capacitor for DC line monitoring
- CAD20T/EN & C is BS5839 Part B Compliant
- Suitable for external use

Manufacturer reserves the right to alter specifications without notice

September 2019

➤ **CAD20T/EN**
 ➤ **CAD20T/ENC**
MOULDED SOUND PROJECTORS



CAD20T/EN
CAD20T/ENC
 *with capacitor

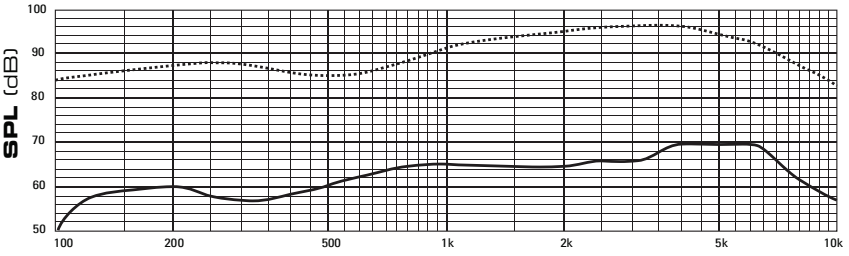
**WITH TRANSFORMER:
 100V/70V LINE**

	WHITE WIRE PLUS TAPPING				BLACK
100V	2.5W	5W	10W	20W	COM
70V	1.25W	2.5W	5W	10W	COM
IMP (Ω)	4K	2K	1K	500	

DISPERSION ANGLES

		HORIZONTAL	VERTICAL
1 OCT. PINK NOISE	500 Hz	180°	180°
1 OCT. PINK NOISE	1K Hz	180°	180°
1 OCT. PINK NOISE	2K Hz	120°	120°
1 OCT. PINK NOISE	4K Hz	60°	60°

FREQUENCY RESPONSE



..... Sensitivity 100Hz-10000Hz Oct. (Pink noise 1W/1 Meter)
 ——— Sensitivity 100Hz-10000Hz 1/3 Oct. (Pink noise 1W/4 Meters)
 * Active Equalizer Applied: YES
 (EQ Setting: +3.5dB@30Hz, +3.5dB@800Hz, -3.5dB@1250Hz, -3.5dB@1600Hz, -2.5dB@4KHz)

The CAD20T/EN & CAD20T/ENC have been tested for 100 hours at a maximum power of 20W. Both units did not deviate by more than +/- 3dB. The frequency response and impedance curves remained constant throughout the test period. All results are in full compliance with the requirements of EN54-24



Penton UK Ltd
 Unit 2 Teville Industrials | Dominion Way | Worthing | West Sussex | BN14 8NW
 T: +44 (0)1903 215315 | F: +44(0)1903 215415 | E: SALES@PENTONUK.CO.UK

www.pentonuk.co.uk

